




Safety facial shield #2

Mounting instruction




1


Safety face shield #2



1 x Face Shield



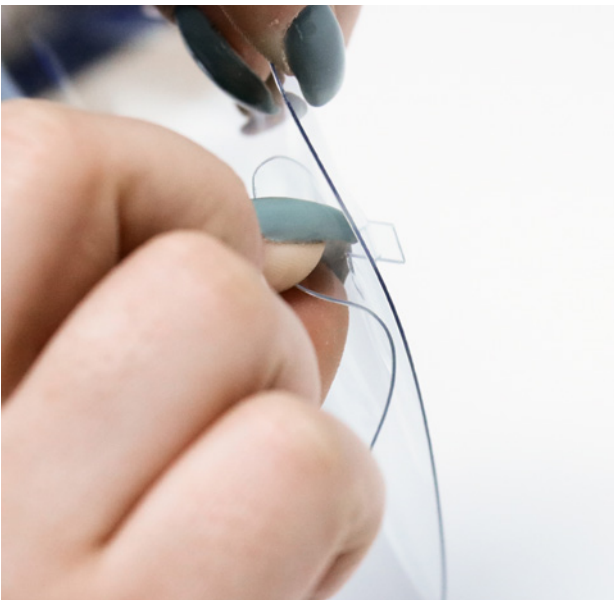
1 x Top Fastening Strap



1 x Bottom Fastening Strap



2

Attach the bottom fastening strap to the face visor using hooks and cuts placed on the both bottom sides of the mask.



3

Attach top fastening strap to the visor using hooks and cuts placed on both top sides of the mask.



4

Adjust the top fastening strap to a head's size by putting the hook through a chosen cut.



Unsterilised Product



Single-Use Product



Use at temperature of 5 – 30 °C