



**Multivo™**

The all-in-one revolution  
in shelf management

**Technical sheet**

# Boost your profit...

Visibility is critical,  
fronting is critical



## Revolution in shelf management

Multivo™ makes the daily work of refills, front facing and planogram changes easier and faster than ever. Fronting is made automatically with integrated pushers or manually with a Pull-strip™ (in front of gondola). Planogram changes are made without removing products from the shelf.

## All-in-one

Visibility and fronting - all-in-one. Multivo™ offers automatic fronting of more pack types than ever before. One system covers all functions (push and pull), the whole category and all product types.



Having a good visibility on product is proven to drive sales. \*76% of buying decisions are made in store - among them, \*\* 90% are made in sight.

\*Popai 2012 - \*\* Price search in the Retail Grocery market – Urbany, Dickson and Kalapurakal.



# ...by reducing daily work and improving visibility

## Faster, easier fixtures changes!

- No back rail is needed with Multivo™. No need to attach divider twice. A super easy installation!
- Products handling is made easy thanks to flip down fronts. A complete tray of products can be inserted in one go. Products are correctly replaced in the right lane by shoppers. Maintain a nice category even at peak trading hours.

### Benefits:

- Faster, easier fixtures changes
- Better visibility drives sales
- One system for the whole category

**+9%\***

**No more missed sales due to out of stock situations**

\* Source: Gruen, Corsten, Bharadwaj. 2002

### Recommended solution for:

- Health and Beauty
- Medicine
- Pet food
- Baby food
- Glass jar products
- Light bulbs
- Coffee and tea



- Integrated pushers
- Integrated Pull-strip™
- Flip down front

- Automatic feeding
- Pull feeding in front of the shelf
- Facilitate product handling

- Front rail only
- No need to allocate space between shelves

- No need to reach the back of the shelves
- Maximise merchandising space

- Multivo™ maintains products faced up. Having a good visibility on product is proven to drive sales (76% of buying decision are made in store - among them, 90% are made in sight).
- Reducing time spent on fronting, refill and planograms changes is key for today's retailers. Let's have your staff in front of customers instead!



Scan to read more and watch product video!



**Multivo™** - What is it and how does it work?

# Front rail



**No back rail needed.**  
No need to attach the dividers twice. A super easy installation!




1 MU-RAIL

## FIXATION ON SHELF

- Universal front rail attached with tape or magnet onto shelf



2 MU-RAILW



3 MU-FRAIL



No.	Attach using:	Communication height:	Color:
1. Front rail	TP, TF or an adhesive TMR		Black, grey and white
2. Front rail for 3 mm wire shelf	Wire clips (included)		Black, grey and white
3. Front rail for branding	TP, TF or an adhesive TMR	25 mm	Black and white

# Flip down front

## PRODUCTS HANDLING

- The front folds inwards enabling faster refills
- A full tray of products can be inserted in one go
- Maintain a nice category, even at peak trading hours - products are easily replaced in the right lane by shoppers!
- Save space by placing shelves closer




**All dividers have flip down fronts.** Combine T and L dividers to fit the facing width perfectly.




# Automatic feeding

## AUTOMATIC FEEDING FOR NARROW PRODUCTS

- 25 mm wide pushers (base 30 mm) are delivered with L dividers
- L dividers are available in left and right model




1 MU-DIV65LL-FDF-P25



2 MU-DIV65LL-FDF-P25EXT

## AUTOMATIC FEEDING FOR WIDER PRODUCTS


- Pusher is by default placed on the right
- 50 mm wide pushers are delivered with T or LL dividers




3 MU-DIV65LL-FDF-P50



4 MU-DIV65LR-FDF-P50



5 MU-DIV110TR-FDF-T-P25EXT



6 MU-DIV65TR-FDF-P50



TURNED SIDEWARDS

- The L version, left or right, is suitable to finalize the installation on shelf extremities.



All dividers is available in both 65 and 110 mm height.



The pusher extender can be turned up or side-wards to better support wide and high products.

No.	Width of pushers (mm)	Minimum width of facing (mm)	Type of divider	Height in mm	Extender
1.	25	30	L div. Left / Right	65, 110	No
2.	25	30	L div. Left / Right	65, 110	Yes
3.	50	50	L div. Left	65, 110	Yes
4.	50	50	L div. Right	65, 110	Yes
5.	25	50	T divider	110	No
6.	50	-	T divider	65, 110	Yes

Length in mm:

260, 285, 335, 360, 385, 435, 460, 485, 535, 560, 585



# Pull-strip™ feeding

FEEDING FOR WIDER NON  
PUSHABLE PRODUCTS



- 1 **MU-DIV65TR-FDF-PS**
- T divider with Pull-strip™



No.	Products	Type of divider	Height in mm	Length in mm
1.	> 49 mm	T divider	65/110	260 - 585

# Accessories

ACCESSORY FOR SPECIAL SHAPED  
PRODUCTS

- Place the MU-SLOPE in the front rail between the dividers. This accessory will lift the products and bring it to the front.
- MU-SLOPE is available in black.



**MU-SLOPE**



Several MU-SLOPE can be placed next to each other, to create a larger slope.

# Planogram changes

## LIFT AND SLIDE DIVIDERS

- Fast and easy installation
- Solid fixation of dividers
- Quick facing adjustment



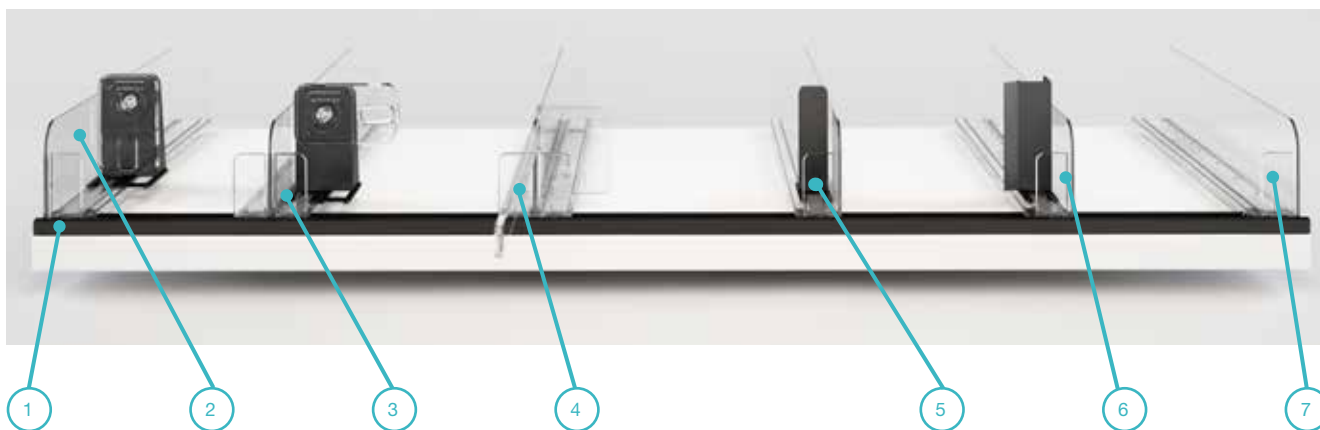
### Solid fixation of dividers

– no random movement once the system is installed.



## HL Display is bringing innovation to the next level

The solution allows automatic fronting of more pack types than ever before. Visibility and fronting - all-in-one! This is the essence of Multivo™.



### Multivo™ system:

- |                                     |  |
|-------------------------------------|--|
| 1. Front rail                       | 5. L-divider (right) with P25 pusher                     |
| 2. L-divider (left) with P50 pusher | 6. L-divider (right) with P25 pusher and extension plate |
| 3. T-divider with P50 pusher        | 7. L-divider (right)                                     |
| 4. T-divider with Pull-strip™       |  |

### HL DISPLAY BELGIUM N.V

Zandvoortweg 18 Box 1118

4632 BK Natoy Straide

Sweden Netherlands

Tel: +31 8 683632060

Fax: +31 8 683632062

[www.hl-display.com](http://www.hl-display.com)

[info@hl-display.com](mailto:info@hl-display.com)

